



SOUTH EAST
LOCAL ENTERPRISE
PARTNERSHIP

Wholesale and Retail sector overview

Emsi Q1 2018 Data Set, Sept 2018



Industry Overview

Emsi Q1 2018 Data Set

September 2018

Parameters

Industries

Code	Description
G	Wholesale and Retail Trade; Repair Of Motor Vehicles and Motorcycles

Regions

32 items selected. See Appendix A for details.

Timeframe

2011 - 2017

Datarun

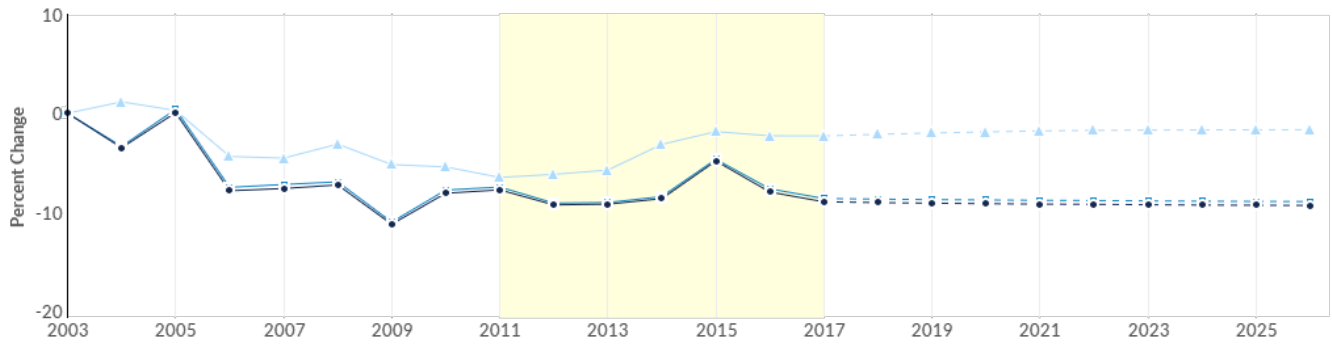
2018.1 – Employees

Wholesale and Retail Trade; Repair Of Motor Vehicles and Motorcycles in 32 Local Authorities

Industry Summary for Wholesale and Retail Trade; Repair Of Motor Vehicles and Motorcycles

272,355 Jobs (2017) 13% above National average	-1.3% % Change (2011-2017) Nation: 4.5%	£23,221 Avg. Wages Per Job (2017) Nation: £22,539
---	--	--

Regional Trends




	Region	2011 Jobs	2017 Jobs	Change	% Change
●	Region	275,975	272,355	-3,620	-1.3%
●	LEP - South East (revised)	267,888	264,528	-3,360	-1.3%
●	Nation	4,257,973	4,449,475	191,502	4.5%

Occupations Employed by this Industry

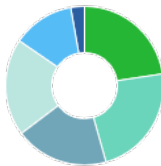
Description	Employed in Industry (2017)	% of Total Jobs in Industry (2017)
Sales and retail assistants	67,576	24.8%
Managers and directors in retail and wholesale	17,914	6.6%
Retail cashiers and check-out operators	14,187	5.2%
Elementary storage occupations	12,772	4.7%
Sales supervisors	11,635	4.3%


National Industry Gender Breakdown



	Gender	2016 Jobs
•	Males	52.9% 
•	Females	47.1% 

National Industry Age Breakdown



	Age	2016 Jobs
●	16-24	22.6% 
●	25-34	23.0% 
●	35-44	19.1% 
●	45-54	19.8% 
●	55-64	12.7% 
●	65+	2.8% 

Industry Requirements

Purchases from	In-region Purchases	Imported Purchases	Total Purchases
Business and other management consultancy activities	£344,689,908	£107,273,136	£451,963,045
Renting and operating of own or leased real estate	£338,245,307	£48,676,218	£386,921,525
Warehousing and storage	£264,142,883	£40,736,654	£304,879,537
Freight transport by road	£248,547,043	£35,872,873	£284,419,916
Financial service activities, except insurance and pension funding	£98,689,462	£150,440,498	£249,129,960

Top Regional Businesses

Business Name	Industry Name
Smile Stores Limited	Retail sale of tobacco products in specialised stores (4726)
Henry Schein Uk Holdings Limited	Non-specialised wholesale trade (4690)
C.brewer & Sons Limited	Retail sale of hardware, paints and glass in specialised stores (4752)
Trifast Plc	Non-specialised wholesale trade (4690)
Gardners Books Limited	Non-specialised wholesale trade (4690)

Appendix A - Regions

Code	Description
00KF	Southend-on-Sea
00KG	Thurrock
00LC	Medway
21UC	Eastbourne
21UD	Hastings
21UF	Lewes
21UG	Rother
22UB	Basildon
22UC	Braintree
22UD	Brentwood
22UE	Castle Point
22UF	Chelmsford
22UG	Colchester
22UH	Epping Forest
22UJ	Harlow
22UK	Maldon
22UL	Rochford
22UN	Tendring
22UQ	Uttlesford
29UB	Ashford
29UC	Canterbury
29UD	Dartford
29UE	Dover
29UG	Gravesham
29UH	Maidstone
29UK	Sevenoaks
29UL	Shepway
29UM	Swale
29UN	Thanet

Code	Description
29UP	Tonbridge and Malling
29UQ	Tunbridge Wells
21UH	Wealden

Appendix B - Data Sources and Calculations

Input-Output Data

This report contains data from Emsi's Input-Output model. It is based on data from Office for National Statistics's Input-Output supply and use tables, Census flows data, UK Business Counts from BRES, and several Emsi in-house data sets.

Equifax Business-Level Data

Data for individual businesses is provided by Equifax, which maintains a database of more than 5 million business entities in Great Britain. Note that in aggregate it will not be consistent with Emsi labor market data due to differences in definitions, methodology, coverage, and industry/geographic classification.