



SOUTH EAST
LOCAL ENTERPRISE
PARTNERSHIP

Transportation and Storage sector overview

Emsi Q1 2018 Data Set, Sept 2018



Industry Overview

Emsi Q1 2018 Data Set

September 2018

Parameters

Industries

Code	Description
H	Transportation and Storage

Regions

32 items selected. See Appendix A for details.

Timeframe

2011 - 2017

Datarun

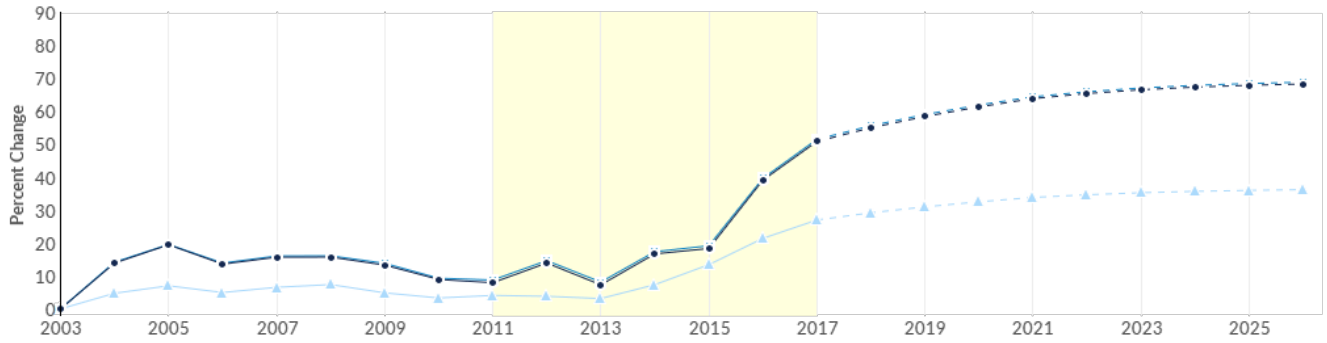
2018.1 – Employees

Transportation and Storage in 32 Local Authorities

Industry Summary for Transportation and Storage

100,531 Jobs (2017) 25% above National average	39.7% % Change (2011-2017) Nation: 22.0%	£30,523 Avg. Wages Per Job (2017) Nation: £30,081
---	---	--

Regional Trends

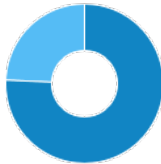



	Region	2011 Jobs	2017 Jobs	Change	% Change
●	Region	71,944	100,531	28,587	39.7%
●	LEP - South East (revised)	71,287	99,283	27,996	39.3%
●	Nation	1,214,028	1,481,146	267,118	22.0%

Occupations Employed by this Industry

Description	Employed in Industry (2017)	% of Total Jobs in Industry (2017)
Large goods vehicle drivers	13,217	13.1%
Elementary storage occupations	12,774	12.7%
Postal workers, mail sorters, messengers and couriers	7,067	7.0%
Bus and coach drivers	5,788	5.8%
Van drivers	3,262	3.2%

National Industry Gender Breakdown



	Gender	2016 Jobs
•	Males	75.7% 
•	Females	24.3% 

National Industry Age Breakdown



	Age	2016 Jobs
●	16-24	8.7% 
●	25-34	21.2% 
●	35-44	23.0% 
●	45-54	27.7% 
●	55-64	16.4% 
●	65+	3.0% 

Industry Requirements

Purchases from	In-region Purchases	Imported Purchases	Total Purchases
Warehousing and storage	£449,671,291	£98,562,296	£548,233,587
Service activities incidental to land transportation	£175,986,551	£92,692,431	£268,678,982
Other transportation support activities	£186,255,919	£4,626,274	£190,882,193
Service activities incidental to air transportation	£115,863,820	£61,933,255	£177,797,075
Financial service activities, except insurance and pension funding	£52,877,154	£89,645,514	£142,522,668

Top Regional Businesses

Business Name	Industry Name
Dsv Road Limited	Freight transport by road (4941)
First Essex Buses Limited	Urban and suburban passenger land transport (4931)
P&o Ferries Holdings Limited	Sea and coastal freight water transport (5020)
P&o Ferries Limited	Sea and coastal freight water transport (5020)
First Potteries Limited	Urban and suburban passenger land transport (4931)

Appendix A - Regions

Code	Description
00KF	Southend-on-Sea
00KG	Thurrock
00LC	Medway
21UC	Eastbourne
21UD	Hastings
21UF	Lewes
21UG	Rother
22UB	Basildon
22UC	Braintree
22UD	Brentwood
22UE	Castle Point
22UF	Chelmsford
22UG	Colchester
22UH	Epping Forest
22UJ	Harlow
22UK	Maldon
22UL	Rochford
22UN	Tendring
22UQ	Uttlesford
29UB	Ashford
29UC	Canterbury
29UD	Dartford
29UE	Dover
29UG	Gravesham
29UH	Maidstone
29UK	Sevenoaks
29UL	Shepway
29UM	Swale
29UN	Thanet

Code	Description
29UP	Tonbridge and Malling
29UQ	Tunbridge Wells
21UH	Wealden

Appendix B - Data Sources and Calculations

Input-Output Data

This report contains data from Emsi's Input-Output model. It is based on data from Office for National Statistics's Input-Output supply and use tables, Census flows data, UK Business Counts from BRES, and several Emsi in-house data sets.

Equifax Business-Level Data

Data for individual businesses is provided by Equifax, which maintains a database of more than 5 million business entities in Great Britain. Note that in aggregate it will not be consistent with Emsi labor market data due to differences in definitions, methodology, coverage, and industry/geographic classification.