



SOUTH EAST
LOCAL ENTERPRISE
PARTNERSHIP

Real Estate sector overview

Emsi Q1 2018 Data Set, Sept 2018



Industry Overview

Emsi Q1 2018 Data Set

September 2018

Parameters

Industries

| Code | Description |
|------|------------------------|
| L | Real Estate Activities |

Regions

32 items selected. See Appendix A for details.

Timeframe

2011 - 2017

Datarun

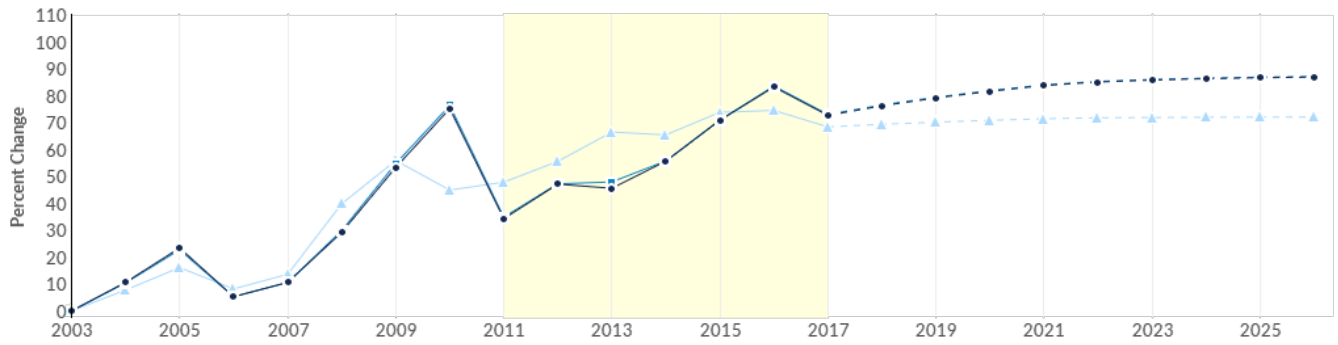
2018.1 – Employees

Real Estate Activities in 32 Local Authorities

Industry Summary for Real Estate Activities

| | | |
|---|---|--|
| 25,390 Jobs (2017) 2% above National average | 28.6% % Change (2011-2017) Nation: 13.9% | £26,859 Avg. Wages Per Job (2017) Nation: £29,266 |
|---|---|--|

Regional Trends





| | Region | 2011 Jobs | 2017 Jobs | Change | % Change |
|---|----------------------------|-----------|-----------|--------|----------|
| ● | Region | 19,749 | 25,390 | 5,641 | 28.6% |
| ● | LEP - South East (revised) | 19,134 | 24,548 | 5,414 | 28.3% |
| ● | Nation | 404,967 | 461,216 | 56,249 | 13.9% |

Occupations Employed by this Industry

| Description | Employed in Industry (2017) | % of Total Jobs in Industry (2017) |
|---|-----------------------------|------------------------------------|
| Property, housing and estate managers | 3,888 | 15.3% |
| Estate agents and auctioneers | 3,234 | 12.7% |
| Other administrative occupations n.e.c. | 1,777 | 7.0% |
| Housing officers | 1,367 | 5.4% |
| Book-keepers, payroll managers and wages clerks | 916 | 3.6% |

National Industry Gender Breakdown



| | Gender | 2016 Jobs |
|---|---------|---|
| • | Males | 45.5%  |
| • | Females | 54.5%  |

National Industry Age Breakdown



| | Age | 2016 Jobs |
|---|-------|---|
| ● | 16-24 | 9.9%  |
| ● | 25-34 | 21.4%  |
| ● | 35-44 | 22.2%  |
| ● | 45-54 | 25.8%  |
| ● | 55-64 | 15.4%  |
| ● | 65+ | 5.3%  |

Industry Requirements

| Purchases from | In-region Purchases | Imported Purchases | Total Purchases |
|--|---------------------|--------------------|-----------------|
| Financial service activities, except insurance and pension funding | £148,077,841 | £194,565,056 | £342,642,897 |
| Construction of residential and non-residential buildings | £128,613,741 | £402,380 | £129,016,121 |
| Public administration and defence; compulsory social security | £84,613,578 | £27,255,605 | £111,869,183 |
| Electrical installation | £72,337,394 | £0 | £72,337,394 |
| Construction of other civil engineering projects n.e.c. | £52,528,935 | £184,173 | £52,713,108 |

Top Regional Businesses

| Business Name | Industry Name |
|-------------------------|---|
| Coban 2017 Llp | Real estate agencies (6831) |
| Bovis Homes Limited | Real estate agencies (6831) |
| Amshold Group Limited | Real estate agencies (6831) |
| Amsprop London Limited | Real estate agencies (6831) |
| Nestledown Beds Limited | Renting and operating of own or leased real estate (6820) |

Appendix A - Regions

| Code | Description |
|------|-----------------|
| 00KF | Southend-on-Sea |
| 00KG | Thurrock |
| 00LC | Medway |
| 21UC | Eastbourne |
| 21UD | Hastings |
| 21UF | Lewes |
| 21UG | Rother |
| 22UB | Basildon |
| 22UC | Braintree |
| 22UD | Brentwood |
| 22UE | Castle Point |
| 22UF | Chelmsford |
| 22UG | Colchester |
| 22UH | Epping Forest |
| 22UJ | Harlow |
| 22UK | Maldon |
| 22UL | Rochford |
| 22UN | Tendring |
| 22UQ | Uttlesford |
| 29UB | Ashford |
| 29UC | Canterbury |
| 29UD | Dartford |
| 29UE | Dover |
| 29UG | Gravesham |
| 29UH | Maidstone |
| 29UK | Sevenoaks |
| 29UL | Shepway |
| 29UM | Swale |
| 29UN | Thanet |

| Code | Description |
|-------------|-----------------------|
| 29UP | Tonbridge and Malling |
| 29UQ | Tunbridge Wells |
| 21UH | Wealden |

Appendix B - Data Sources and Calculations

Input-Output Data

This report contains data from Emsi's Input-Output model. It is based on data from Office for National Statistics's Input-Output supply and use tables, Census flows data, UK Business Counts from BRES, and several Emsi in-house data sets.

Equifax Business-Level Data

Data for individual businesses is provided by Equifax, which maintains a database of more than 5 million business entities in Great Britain. Note that in aggregate it will not be consistent with Emsi labor market data due to differences in definitions, methodology, coverage, and industry/geographic classification.