



SOUTH EAST
LOCAL ENTERPRISE
PARTNERSHIP

Maidstone Economy Overview

Emsi Q1 2018 Data Set, Sept 2018



Economy Overview

Maldon

Emsi Q1 2018 Data Set

September 2018

Parameters

Regions

Code	Description
22UK	Maldon

Timeframe

2011 - 2017

Datarun

2018.1 – Employees

Additional data sources and further information

Official Labour Market Statistics: www.nomisweb.co.uk

FE Data Library: <https://www.gov.uk/government/collections/fe-data-library>

Maldon Council: www.maldon.gov.uk/

Office for National Statistics: <https://www.ons.gov.uk/>

Commuting patterns in and out of Maldon (2011 Census):

<https://www.nomisweb.co.uk/census/2011/WU03UK/chart/1132462217>




















Economy Overview



Population (2017)	63.3k
Jobs (2017)	20.0k
Average Wages (2017)	£25.7k
Exports (2014)	£1.4b
Imports (2014)	£2.2b

Population




















63.3k 2017 Population 1.0% of Gov't Office Region	2.2% Population Growth for the Last 5 Years Gov't Office Region Growth 4.2%
-----------------------------------------------------------------------	-------------------------------------------------------------------------------------------------

Age Group	2017 Population	% of Population	
Under 5 years	3,127	4.9%	
5 to 9 years	3,370	5.3%	
10 to 13 years	2,749	4.3%	
14 to 15 years	1,336	2.1%	
16 to 18 years	2,131	3.4%	
19 to 24 years	3,154	5.0%	
25 to 29 years	2,866	4.5%	
30 to 34 years	2,651	4.2%	
35 to 39 years	3,225	5.1%	
40 to 44 years	3,717	5.9%	
45 to 49 years	4,745	7.5%	
50 to 54 years	5,168	8.2%	
55 to 59 years	4,892	7.7%	
60 to 64 years	4,420	7.0%	
65 to 69 years	4,657	7.4%	
70 to 74 years	4,420	7.0%	
75 to 79 years	2,735	4.3%	
80 to 84 years	2,003	3.2%	
85 years and over	1,922	3.0%	

Jobs by Industry

20,014

Total Jobs (2017)




















SIC	Industry	2017 Jobs
A	Agriculture, Forestry and Fishing	329 
B	Mining and Quarrying	61 
C	Manufacturing	2,472 
D	Electricity, Gas, Steam and Air Conditioning Supply	11 
E	Water Supply; Sewerage, Waste Management and Remediation Activities	258 
F	Construction	1,711 
G	Wholesale and Retail Trade; Repair Of Motor Vehicles and Motorcycles	3,680 
H	Transportation and Storage	1,108 
I	Accommodation and Food Service Activities	1,695 
J	Information and Communication	310 
K	Financial and Insurance Activities	354 
L	Real Estate Activities	177 
M	Professional, Scientific and Technical Activities	1,508 
N	Administrative and Support Service Activities	1,463 
O	Public Administration and Defence; Compulsory Social Security	461 
P	Education	1,458 
Q	Human Health and Social Work Activities	1,868 
R	Arts, Entertainment and Recreation	769 
S	Other Service Activities	324 

Average Wages by Industry

£25.7k

Avg. Wages (2017)

91% of Nation Avg.




















SIC	Industry	Avg. Wages (2017)	
A	Agriculture, Forestry and Fishing	£21,546	
B	Mining and Quarrying	£48,748	
C	Manufacturing	£32,017	
D	Electricity, Gas, Steam and Air Conditioning Supply	£56,481	
E	Water Supply; Sewerage, Waste Management and Remediation Activities	£36,380	
F	Construction	£36,111	
G	Wholesale and Retail Trade; Repair Of Motor Vehicles and Motorcycles	£21,559	
H	Transportation and Storage	£28,030	
I	Accommodation and Food Service Activities	£18,110	
J	Information and Communication	£40,099	
K	Financial and Insurance Activities	£35,128	
L	Real Estate Activities	£24,836	
M	Professional, Scientific and Technical Activities	£37,455	
N	Administrative and Support Service Activities	£18,928	
O	Public Administration and Defence; Compulsory Social Security	£27,759	
P	Education	£21,412	
Q	Human Health and Social Work Activities	£18,741	
R	Arts, Entertainment and Recreation	£17,206	
S	Other Service Activities	£21,767	

Region Exports

£1.4b



















Exports (2014)

68% of Supply

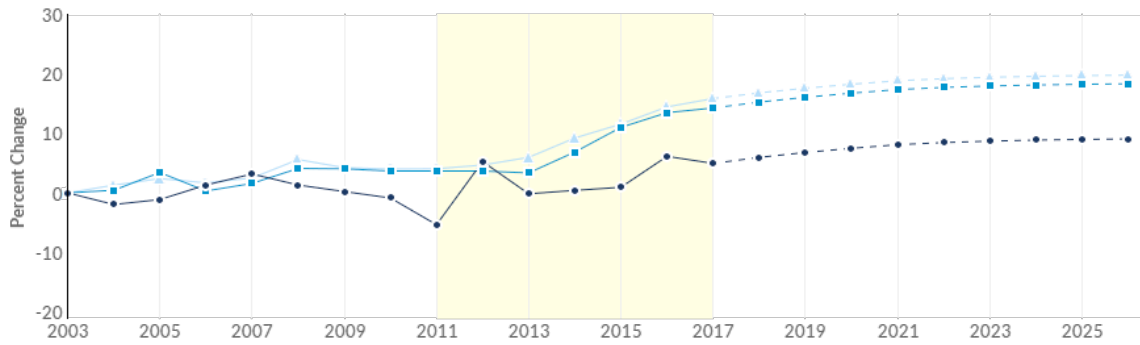
SIC	Industry	Exports (2014)
A	Agriculture, Forestry And Fishing	£36,875,185 
B	Mining And Quarrying	£2,988,728 
C	Manufacturing	£318,411,937 
D	Electricity, Gas, Steam And Air Conditioning Supply	£0 
E	Water Supply; Sewerage, Waste Management And Remediation Activities	£47,641,063 
F	Construction	£250,413,082 
G	Wholesale And Retail Trade; Repair Of Motor Vehicles And Motorcycles	£161,493,611 
H	Transportation And Storage	£51,088,307 
I	Accommodation And Food Service Activities	£28,537,307 
J	Information And Communication	£40,451,362 
K	Financial And Insurance Activities	£51,466,737 
L	Real Estate Activities	£34,987,117 
M	Professional, Scientific And Technical Activities	£107,968,173 
N	Administrative And Support Service Activities	£68,376,032 
O	Public Administration And Defence; Compulsory Social Security	£33,408,407 
P	Education	£36,044,932 
Q	Human Health And Social Work Activities	£59,149,806 
R	Arts, Entertainment And Recreation	£24,649,982 
S	Other Service Activities	£8,200,132 

Region Imports

£2.2b Imports (2014) 78% of Demand	£636.2m Locally Produced & Consumed (2014) 22% of Demand
--------------------------------------------------------	----------------------------------------------------------------------------------

SIC	Industry	Imports (2014)
A	Agriculture, Forestry And Fishing	£41,720,014 
B	Mining And Quarrying	£2,292,501
C	Manufacturing	£375,019,053 
D	Electricity, Gas, Steam And Air Conditioning Supply	£77,610,079 
E	Water Supply; Sewerage, Waste Management And Remediation Activities	£36,682,726 
F	Construction	£42,744,692 
G	Wholesale And Retail Trade; Repair Of Motor Vehicles And Motorcycles	£393,742,294 
H	Transportation And Storage	£113,905,106 
I	Accommodation And Food Service Activities	£153,474,689 
J	Information And Communication	£105,484,508 
K	Financial And Insurance Activities	£218,214,218 
L	Real Estate Activities	£79,605,699 
M	Professional, Scientific And Technical Activities	£111,727,244 
N	Administrative And Support Service Activities	£90,440,466 
O	Public Administration And Defence; Compulsory Social Security	£13,739,790 
P	Education	£90,585,936 
Q	Human Health And Social Work Activities	£88,683,576 
R	Arts, Entertainment And Recreation	£94,979,804 
S	Other Service Activities	£65,076,672 

Regional Trends



	Region	2011 Jobs	2017 Jobs	Change	% Change
●	Region	18,049	20,014	1,965	10.9%
●	LEP - South East (revised)	1,411,156	1,555,330	144,174	10.2%
●	Nation	26,588,784	29,606,940	3,018,156	11.4%

Business Local Unit Size Distribution

2017 Overview

■ Small (1-49)
 ■ Medium (50-249)
 ■ Large (250+)









Category	2014 Local Units	2015 Local Units	2016 Local Units	2017 Local Units
0-4 Employees	2,463	2,625	2,659	2,739
5-9 Employees	399	439	417	436
10-19 Employees	208	227	229	242
20-49 Employees	137	141	124	137
50-99 Employees	20	36	30	44
100-249 Employees	14	11	12	18
250-499 Employees	5	4	1	5
500-999 Employees	4	0	1	1
1000+ Employees	2	1	1	1
Total	3,252	3,484	3,475	3,621

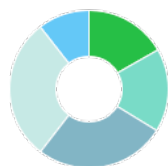
Growing & Declining Occupations

Occupation	Change in Jobs (2011-2017)
Care workers and home carers	145 
Elementary storage occupations	128 
Sales and retail assistants	117 
Secondary education teaching professionals	-70 
Teaching assistants	-121 
Primary and nursery education teaching professionals	-153 

Growing & Declining Industries

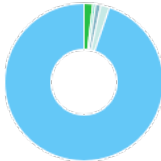
Industry	Change in Jobs (2011-2017)	
Maintenance and repair of motor vehicles	228	
Retail sale via mail order houses or via Internet	218	
Warehousing and storage	216	
Combined facilities support activities	-262	
Other printing	-291	
Primary education	-476	

2017 Age Cohort Demographics



	Age Cohort	2017 Population	2017 Percent
●	Under 16 years	10,581	16.7% 
●	16 to 34 years	10,801	17.1% 
●	35 to 54 years	16,856	26.6% 
●	55 to 74 years	18,389	29.1% 
●	75 years and over	6,661	10.5% 

2017 Ethnicity Demographics



	Ethnicity	2017 Population	2017 Percent
●	All Other Ethnicities	1,133	1.8%
●	White: Irish	374	0.6%
●	Mixed: All Mixed	655	1.0%
●	White: Other White	1,139	1.8%
●	White: British	59,986	94.8% ██████████

Top Regional Businesses

Business Name

Ernest Doe & Sons,limited

Woodland Group Limited

George A. Sherriff Limited

Plume School

Brooks Bros. Uk Limited

Appendix A - Data Sources and Calculations

Input-Output Data

This report contains data from Emsi's Input-Output model. It is based on data from Office for National Statistics's Input-Output supply and use tables, Census flows data, UK Business Counts from BRES, and several Emsi in-house data sets.

Equifax Business-Level Data

Data for individual businesses is provided by Equifax, which maintains a database of more than 5 million business entities in Great Britain. Note that in aggregate it will not be consistent with Emsi labor market data due to differences in definitions, methodology, coverage, and industry/geographic classification.