



SOUTH EAST
LOCAL ENTERPRISE
PARTNERSHIP

Information and Communication sector overview

Emsi Q1 2018 Data Set, Sept 2018



Industry Overview

Emsi Q1 2018 Data Set

September 2018

Parameters

Industries

Code	Description
J	Information and Communication

Regions

32 items selected. See Appendix A for details.

Timeframe

2011 - 2017

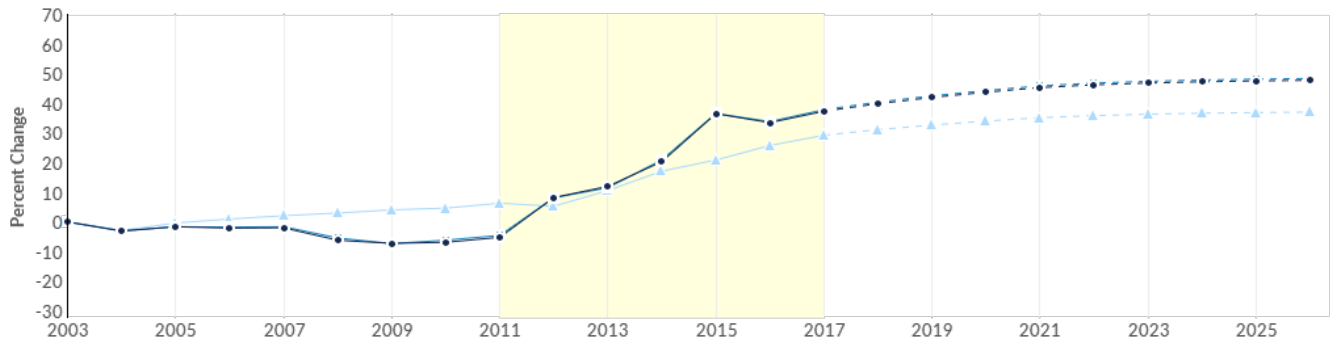
Datarun

2018.1 – Employees

Industry Summary for Information and Communication

49,489 Jobs (2017) 28% below National average	44.9% % Change (2011-2017) Nation: 21.6%	£41,391 Avg. Wages Per Job (2017) Nation: £43,750
--	---	--

Regional Trends

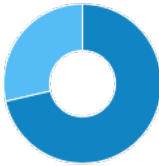



	Region	2011 Jobs	2017 Jobs	Change	% Change
●	Region	34,161	49,489	15,328	44.9%
●	LEP - South East (revised)	33,131	47,844	14,713	44.4%
●	Nation	1,041,995	1,266,744	224,749	21.6%

Occupations Employed by this Industry

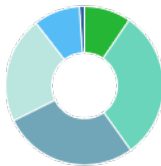
Description	Employed in Industry (2017)	% of Total Jobs in Industry (2017)
Programmers and software development professionals	5,781	11.7%
Information technology and telecommunications professionals n.e.c.	4,535	9.2%
IT specialist managers	3,426	6.9%
Sales accounts and business development managers	2,276	4.6%
IT business analysts, architects and systems designers	2,019	4.1%

National Industry Gender Breakdown



	Gender	2016 Jobs
•	Males	71.4% 
•	Females	28.6% 

National Industry Age Breakdown



	Age	2016 Jobs
●	16-24	9.6% 
●	25-34	30.5% 
●	35-44	27.7% 
●	45-54	21.7% 
●	55-64	9.5% 
●	65+	1.1% 

Industry Requirements

Purchases from	In-region Purchases	Imported Purchases	Total Purchases
Temporary employment agency activities	£115,753,431	£11,052,478	£126,805,909
Other telecommunications activities	£50,581,159	£34,261,654	£84,842,813
Business and other management consultancy activities	£76,910,794	£1,216,965	£78,127,759
Engineering activities and related technical consultancy	£62,614,938	£509,740	£63,124,678
Computer consultancy activities	£48,960,126	£12,874,337	£61,834,464

Top Regional Businesses

Business Name	Industry Name
Konica Minolta Business Solutions Uk Limited	Other information service activities n.e.c. (6399)
Melville Group Plc	Other information service activities n.e.c. (6399)
Selex Elsig Limited	Wireless telecommunications activities (6120)
Care Uk Urgent Care Holdings Limited	Computer consultancy activities (6202)
Pearson Education	Book publishing (5811)

Appendix A - Regions

Code	Description
00KF	Southend-on-Sea
00KG	Thurrock
00LC	Medway
21UC	Eastbourne
21UD	Hastings
21UF	Lewes
21UG	Rother
22UB	Basildon
22UC	Braintree
22UD	Brentwood
22UE	Castle Point
22UF	Chelmsford
22UG	Colchester
22UH	Epping Forest
22UJ	Harlow
22UK	Maldon
22UL	Rochford
22UN	Tendring
22UQ	Uttlesford
29UB	Ashford
29UC	Canterbury
29UD	Dartford
29UE	Dover
29UG	Gravesham
29UH	Maidstone
29UK	Sevenoaks
29UL	Shepway
29UM	Swale
29UN	Thanet

Code	Description
29UP	Tonbridge and Malling
29UQ	Tunbridge Wells
21UH	Wealden

Appendix B - Data Sources and Calculations

Input-Output Data

This report contains data from Emsi's Input-Output model. It is based on data from Office for National Statistics's Input-Output supply and use tables, Census flows data, UK Business Counts from BRES, and several Emsi in-house data sets.

Equifax Business-Level Data

Data for individual businesses is provided by Equifax, which maintains a database of more than 5 million business entities in Great Britain. Note that in aggregate it will not be consistent with Emsi labor market data due to differences in definitions, methodology, coverage, and industry/geographic classification.