



SOUTH EAST
LOCAL ENTERPRISE
PARTNERSHIP

Health and social work sector overview

Emsi Q1 2018 Data Set, Sept 2018



Industry Overview

Emsi Q1 2018 Data Set

September 2018

Parameters

Industries

Code	Description
Q	Human Health and Social Work Activities

Regions

32 items selected. See Appendix A for details.

Timeframe

2011 - 2017

Datarun

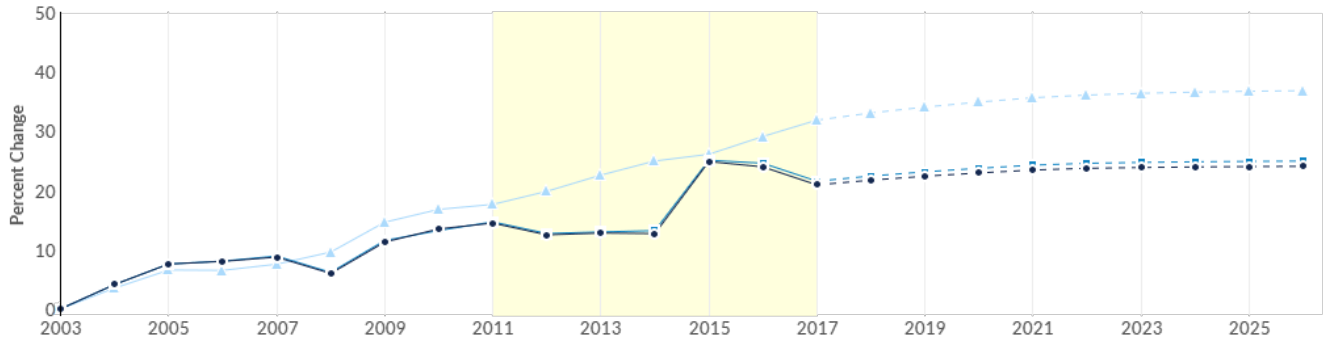
2018.1 – Employees

Human Health and Social Work Activities in 32 Local Authorities

Industry Summary for Human Health and Social Work Activities

214,862 Jobs (2017) 0% above National average	5.6% % Change (2011-2017) Nation: 12.1%	£22,239 Avg. Wages Per Job (2017) Nation: £23,176
--	--	--

Regional Trends

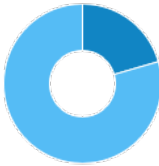




	Region	2011 Jobs	2017 Jobs	Change	% Change
●	Region	203,413	214,862	11,449	5.6%
●	LEP - South East (revised)	197,264	209,067	11,803	6.0%
●	Nation	3,521,972	3,947,611	425,639	12.1%

Occupations Employed by this Industry

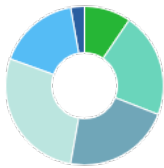
Description	Employed in Industry (2017)	% of Total Jobs in Industry (2017)
Care workers and home carers	40,418	18.8%
Nurses	29,927	13.9%
Nursing auxiliaries and assistants	15,518	7.2%
Medical practitioners	10,186	4.7%
Receptionists	6,778	3.2%

National Industry Gender Breakdown



	Gender	2016 Jobs
•	Males	20.6% 
•	Females	79.4% 

National Industry Age Breakdown



	Age	2016 Jobs
●	16-24	9.6% 
●	25-34	21.3% 
●	35-44	21.9% 
●	45-54	27.6% 
●	55-64	16.7% 
●	65+	2.8% 

Industry Requirements

Purchases from	In-region Purchases	Imported Purchases	Total Purchases
Other social work activities without accommodation n.e.c.	£179,608,769	£69,587,984	£249,196,753
Temporary employment agency activities	£158,583,355	£67,811,104	£226,394,459
Other residential care activities	£106,355,799	£7,834,335	£114,190,134
Social work activities without accommodation for the elderly and disabled	£99,062,728	£12,418,967	£111,481,695
Legal activities	£49,228,040	£56,318,889	£105,546,928

Top Regional Businesses

Business Name	Industry Name
Darent Valley Hospital	Hospital activities (8610)
Cas Behavioural Health Limited	Other human health activities (8690)
The Abbeyfield Kent Society	Other human health activities (8690)
Alpha Hospitals Limited	Other human health activities (8690)
Essex Cares Limited	Other social work activities without accommodation n.e.c. (8899)

Appendix A - Regions

Code	Description
00KF	Southend-on-Sea
00KG	Thurrock
00LC	Medway
21UC	Eastbourne
21UD	Hastings
21UF	Lewes
21UG	Rother
22UB	Basildon
22UC	Braintree
22UD	Brentwood
22UE	Castle Point
22UF	Chelmsford
22UG	Colchester
22UH	Epping Forest
22UJ	Harlow
22UK	Maldon
22UL	Rochford
22UN	Tendring
22UQ	Uttlesford
29UB	Ashford
29UC	Canterbury
29UD	Dartford
29UE	Dover
29UG	Gravesham
29UH	Maidstone
29UK	Sevenoaks
29UL	Shepway
29UM	Swale
29UN	Thanet

Code	Description
29UP	Tonbridge and Malling
29UQ	Tunbridge Wells
21UH	Wealden

Appendix B - Data Sources and Calculations

Input-Output Data

This report contains data from Emsi's Input-Output model. It is based on data from Office for National Statistics's Input-Output supply and use tables, Census flows data, UK Business Counts from BRES, and several Emsi in-house data sets.

Equifax Business-Level Data

Data for individual businesses is provided by Equifax, which maintains a database of more than 5 million business entities in Great Britain. Note that in aggregate it will not be consistent with Emsi labor market data due to differences in definitions, methodology, coverage, and industry/geographic classification.