



SOUTH EAST
LOCAL ENTERPRISE
PARTNERSHIP

Finance and Insurance sector overview

Emsi Q1 2018 Data Set, Sept 2018



Industry Overview

Emsi Q1 2018 Data Set

September 2018

Parameters

Industries

Code	Description
K	Financial and Insurance Activities

Regions

32 items selected. See Appendix A for details.

Timeframe

2011 - 2017

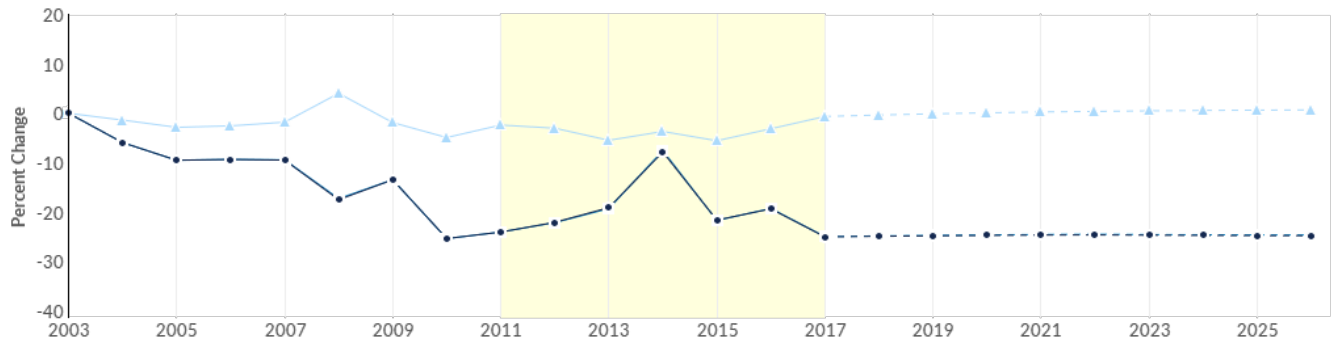
Datarun

2018.1 – Employees

Industry Summary for Financial and Insurance Activities

39,486 Jobs (2017) 31% below National average	-1.3% % Change (2011-2017) Nation: 1.8%	£37,545 Avg. Wages Per Job (2017) Nation: £60,601
--	--	--

Regional Trends





	Region	2011 Jobs	2017 Jobs	Change	% Change
●	Region	39,994	39,486	-508	-1.3%
●	LEP - South East (revised)	39,383	38,902	-481	-1.2%
●	Nation	1,042,978	1,061,518	18,540	1.8%

Occupations Employed by this Industry

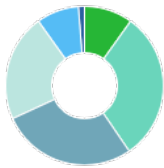
Description	Employed in Industry (2017)	% of Total Jobs in Industry (2017)
Finance and investment analysts and advisers	3,725	9.4%
Bank and post office clerks	3,031	7.7%
Pensions and insurance clerks and assistants	2,730	6.9%
Financial institution managers and directors	2,179	5.5%
Financial managers and directors	1,937	4.9%


National Industry Gender Breakdown



	Gender	2016 Jobs
•	Males	53.9% 
•	Females	46.1% 

National Industry Age Breakdown



	Age	2016 Jobs
●	16-24	9.9% 
●	25-34	30.5% 
●	35-44	27.8% 
●	45-54	21.9% 
●	55-64	8.7% 
●	65+	1.3% 

Industry Requirements

Purchases from	In-region Purchases	Imported Purchases	Total Purchases
Activities auxiliary to financial services and insurance activities	£250,251,497	£204,565,973	£454,817,469
Business and other management consultancy activities	£350,307,067	£25,126,384	£375,433,451
Insurance, reinsurance and pension funding, except compulsory social security	£185,728,529	£49,780,071	£235,508,600
Activities of head offices	£121,924,619	£77,414,895	£199,339,514
Financial service activities, except insurance and pension funding	£83,877,457	£108,584,663	£192,462,121

Top Regional Businesses

Business Name	Industry Name
Towergate Partnership Limited	Insurance, reinsurance and pension funding, except compulsory social security (6500)
Hastings Holdings Limited	Activities auxiliary to financial services and insurance activities (6600)
Countryside Properties Holdings Limited	Financial service activities, except insurance and pension funding (6400)
Highway Insurance Holdings Plc	Insurance, reinsurance and pension funding, except compulsory social security (6500)
Megger Group Limited	Financial service activities, except insurance and pension funding (6400)

Appendix A - Regions

Code	Description
00KF	Southend-on-Sea
00KG	Thurrock
00LC	Medway
21UC	Eastbourne
21UD	Hastings
21UF	Lewes
21UG	Rother
22UB	Basildon
22UC	Braintree
22UD	Brentwood
22UE	Castle Point
22UF	Chelmsford
22UG	Colchester
22UH	Epping Forest
22UJ	Harlow
22UK	Maldon
22UL	Rochford
22UN	Tendring
22UQ	Uttlesford
29UB	Ashford
29UC	Canterbury
29UD	Dartford
29UE	Dover
29UG	Gravesham
29UH	Maidstone
29UK	Sevenoaks
29UL	Shepway
29UM	Swale
29UN	Thanet

Code	Description
29UP	Tonbridge and Malling
29UQ	Tunbridge Wells
21UH	Wealden

Appendix B - Data Sources and Calculations

Input-Output Data

This report contains data from Emsi's Input-Output model. It is based on data from Office for National Statistics's Input-Output supply and use tables, Census flows data, UK Business Counts from BRES, and several Emsi in-house data sets.

Equifax Business-Level Data

Data for individual businesses is provided by Equifax, which maintains a database of more than 5 million business entities in Great Britain. Note that in aggregate it will not be consistent with Emsi labor market data due to differences in definitions, methodology, coverage, and industry/geographic classification.