



SOUTH EAST  
LOCAL ENTERPRISE  
PARTNERSHIP

# Energy and Water supply sector overview

---

Emsi Q1 2018 Data Set, Sept 2018



# Industry Overview

Emsi Q1 2018 Data Set

September 2018

# Parameters

## Industries

---

Code	Description
D	Electricity, Gas, Steam and Air Conditioning Supply
E	Water Supply; Sewerage, Waste Management and Remediation Activities

---

## Regions

32 items selected. See Appendix A for details.

## Timeframe

2011 - 2017

## Datarun

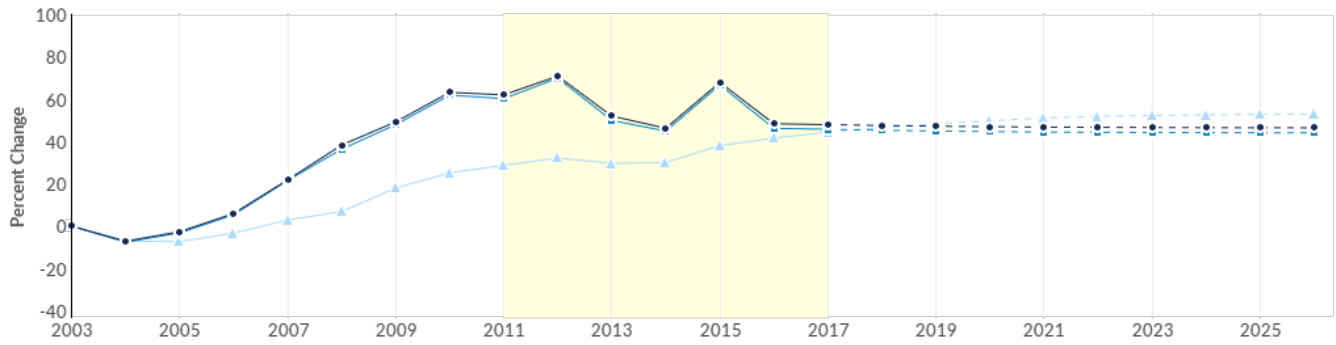
2018.1 – Employees

## 2 Industries in 32 Local Authorities

## Industry Summary for 2 Industries

<b>15,754</b> Jobs (2017) 10% below National average	<b>-8.7%</b> % Change (2011-2017) Nation: 12.2%	<b>£37,736</b> Avg. Wages Per Job (2017) Nation: £35,349
--	---	--

## Regional Trends

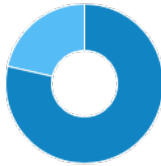


	Region	2011 Jobs	2017 Jobs	Change	% Change
●	Region	17,252	15,754	-1,498	-8.7%
●	LEP - South East (revised)	16,822	15,306	-1,516	-9.0%
●	Nation	288,965	324,330	35,365	12.2%


## Occupations Employed by these Industries

Description	Employed in Industry Group (2017)	% of Total Jobs in Industry Group (2017)
Refuse and salvage occupations	2,558	16.2%
Large goods vehicle drivers	1,876	11.9%
Other administrative occupations n.e.c.	433	2.7%
Waste disposal and environmental services managers	409	2.6%
Street cleaners	381	2.4%

# National Industry Gender Breakdown



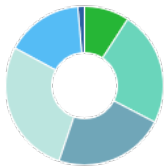
---

	Gender	2016 Jobs
•	Males	78.5% 
•	Females	21.5% 

---



# National Industry Age Breakdown



	Age	2016 Jobs
●	16-24	9.2% 
●	25-34	23.4% 
●	35-44	22.6% 
●	45-54	27.6% 
●	55-64	15.8% 
●	65+	1.4% 

## Industry Requirements

Purchases from	In-region Purchases	Imported Purchases	Total Purchases
Distribution of electricity	£883,084,892	£308,703,306	£1,191,788,198
Production of electricity	£1,168,366,308	£0	£1,168,366,308
Distribution of gaseous fuels through mains	£53,958,999	£230,282,864	£284,241,863
Extraction of crude petroleum	£24,856,010	£243,920,798	£268,776,808
Financial service activities, except insurance and pension funding	£50,183,945	£98,375,196	£148,559,142

## Top Regional Businesses

Business Name	Industry Name
Commercial Services Kent Limited	Treatment and disposal of non-hazardous waste (3821)
South East Water Limited	Water collection, treatment and supply (3600)
Rvl Holdings Plc	Treatment and disposal of non-hazardous waste (3821)
Wind Prospect Group Limited	Production of electricity (3511)
Cliffords Limited	Treatment and disposal of non-hazardous waste (3821)

# Appendix A - Regions

Code	Description
00KF	Southend-on-Sea
00KG	Thurrock
00LC	Medway
21UC	Eastbourne
21UD	Hastings
21UF	Lewes
21UG	Rother
22UB	Basildon
22UC	Braintree
22UD	Brentwood
22UE	Castle Point
22UF	Chelmsford
22UG	Colchester
22UH	Epping Forest
22UJ	Harlow
22UK	Maldon
22UL	Rochford
22UN	Tendring
22UQ	Uttlesford
29UB	Ashford
29UC	Canterbury
29UD	Dartford
29UE	Dover
29UG	Gravesham
29UH	Maidstone
29UK	Sevenoaks
29UL	Shepway
29UM	Swale
29UN	Thanet

---

<b>Code</b>	<b>Description</b>
29UP	Tonbridge and Malling
29UQ	Tunbridge Wells
21UH	Wealden

---

# Appendix B - Data Sources and Calculations

## Input-Output Data

This report contains data from Emsi's Input-Output model. It is based on data from Office for National Statistics's Input-Output supply and use tables, Census flows data, UK Business Counts from BRES, and several Emsi in-house data sets.

## Equifax Business-Level Data

Data for individual businesses is provided by Equifax, which maintains a database of more than 5 million business entities in Great Britain. Note that in aggregate it will not be consistent with Emsi labor market data due to differences in definitions, methodology, coverage, and industry/geographic classification.