



SOUTH EAST
LOCAL ENTERPRISE
PARTNERSHIP

Construction sector overview

Emsi Q1 2018 Data Set, Sept 2018



Industry Overview

Emsi Q1 2018 Data Set

September 2018

Parameters

Industries

Code	Description
F	Construction

Regions

32 items selected. See Appendix A for details.

Timeframe

2011 - 2017

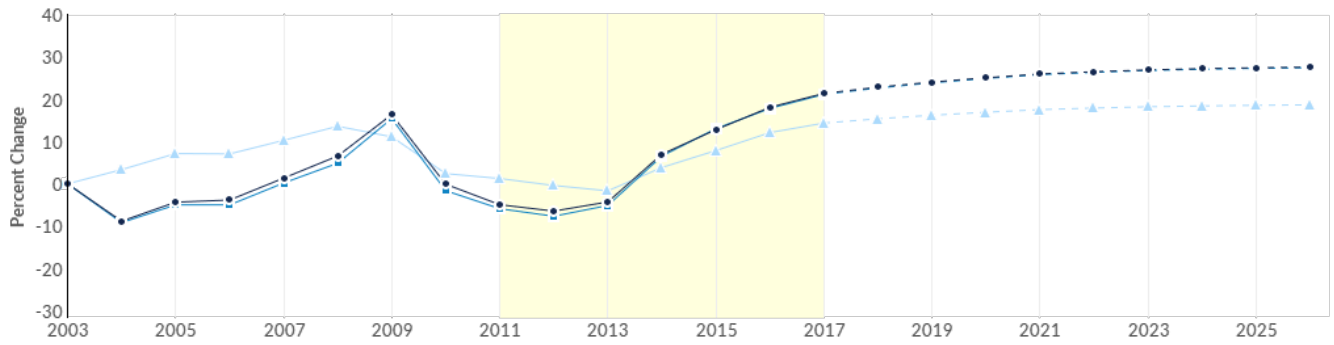
Datarun

2018.1 – Employees

Industry Summary for Construction

104,942 Jobs (2017) 41% above National average	27.6% % Change (2011-2017) Nation: 12.9%	£34,798 Avg. Wages Per Job (2017) Nation: £33,749
---	---	--

Regional Trends

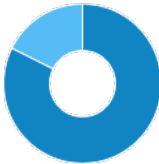




	Region	2011 Jobs	2017 Jobs	Change	% Change
●	Region	82,218	104,942	22,724	27.6%
●	LEP - South East (revised)	78,600	101,148	22,548	28.7%
●	Nation	1,215,954	1,373,118	157,164	12.9%

Occupations Employed by this Industry

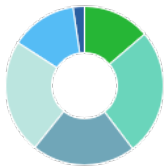
Description	Employed in Industry (2017)	% of Total Jobs in Industry (2017)
Production managers and directors in construction	7,264	6.9%
Carpenters and joiners	5,840	5.6%
Elementary construction occupations	5,622	5.4%
Electricians and electrical fitters	5,393	5.1%
Plumbers and heating and ventilating engineers	4,882	4.7%


National Industry Gender Breakdown



	Gender	2016 Jobs
•	Males	82.3% 
•	Females	17.7% 

National Industry Age Breakdown



	Age	2016 Jobs
●	16-24	13.8% 
●	25-34	25.8% 
●	35-44	21.2% 
●	45-54	23.3% 
●	55-64	13.6% 
●	65+	2.4% 

Industry Requirements

Purchases from	In-region Purchases	Imported Purchases	Total Purchases
Construction of residential and non-residential buildings	£708,646,595	£161,332,298	£869,978,892
Electrical installation	£449,010,193	£38,773,855	£487,784,048
Construction of other civil engineering projects n.e.c.	£279,867,510	£75,586,449	£355,453,959
Engineering activities and related technical consultancy	£189,236,415	£122,663,797	£311,900,212
Plumbing, heat and air-conditioning installation	£289,933,913	£19,837,945	£309,771,858

Top Regional Businesses

Business Name	Industry Name
F M Conway Limited	Construction of roads and motorways (4211)
Select Plant Hire Company Limited	Other specialised construction activities n.e.c. (4399)
Explore Living Limited	Construction of residential and non-residential buildings (4120)
Permiflex Limited	Plumbing, heat and air-conditioning installation (4322)
Bovis Homes Group Plc	Construction of residential and non-residential buildings (4120)

Appendix A - Regions

Code	Description
00KF	Southend-on-Sea
00KG	Thurrock
00LC	Medway
21UC	Eastbourne
21UD	Hastings
21UF	Lewes
21UG	Rother
22UB	Basildon
22UC	Braintree
22UD	Brentwood
22UE	Castle Point
22UF	Chelmsford
22UG	Colchester
22UH	Epping Forest
22UJ	Harlow
22UK	Maldon
22UL	Rochford
22UN	Tendring
22UQ	Uttlesford
29UB	Ashford
29UC	Canterbury
29UD	Dartford
29UE	Dover
29UG	Gravesham
29UH	Maidstone
29UK	Sevenoaks
29UL	Shepway
29UM	Swale
29UN	Thanet

Code	Description
29UP	Tonbridge and Malling
29UQ	Tunbridge Wells
21UH	Wealden

Appendix B - Data Sources and Calculations

Input-Output Data

This report contains data from Emsi's Input-Output model. It is based on data from Office for National Statistics's Input-Output supply and use tables, Census flows data, UK Business Counts from BRES, and several Emsi in-house data sets.

Equifax Business-Level Data

Data for individual businesses is provided by Equifax, which maintains a database of more than 5 million business entities in Great Britain. Note that in aggregate it will not be consistent with Emsi labor market data due to differences in definitions, methodology, coverage, and industry/geographic classification.