



SOUTH EAST
LOCAL ENTERPRISE
PARTNERSHIP

Agriculture, Forestry and Fishing sector overview

Emsi Q1 2018 Data Set, Sept 2018



Industry Overview

Emsi Q1 2018 Data Set

September 2018

Parameters

Industries

Code	Description
A	Agriculture, Forestry and Fishing

Regions

32 items selected. See Appendix A for details.

Timeframe

2011 - 2017

Datarun

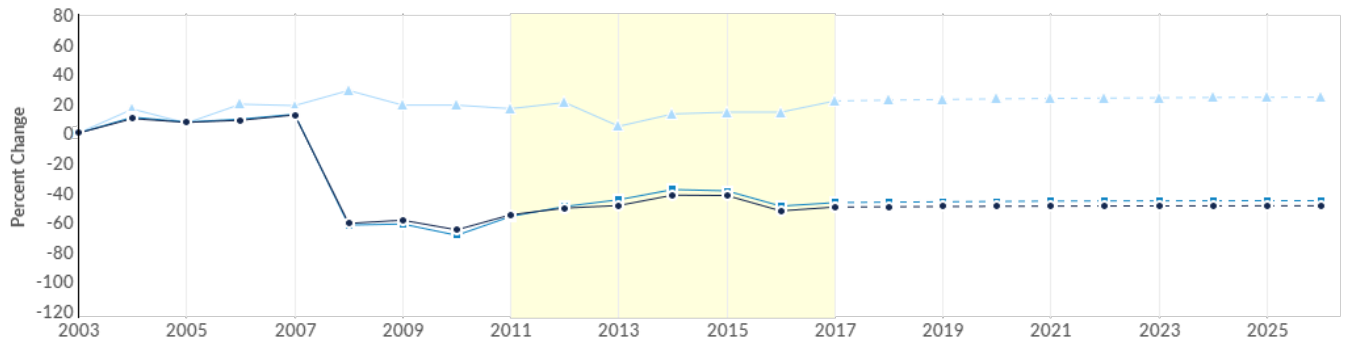
2018.1 – Employees

Agriculture, Forestry and Fishing in 32 Local Authorities

Industry Summary for Agriculture, Forestry and Fishing

8,446 Jobs (2017) 24% below National average	11.6% % Change (2011-2017) Nation: 4.5%	£21,360 Avg. Wages Per Job (2017) Nation: £21,159
---	--	--

Regional Trends

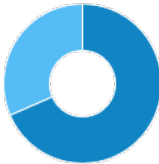




	Region	2011 Jobs	2017 Jobs	Change	% Change
●	Region	7,566	8,446	880	11.6%
●	LEP - South East (revised)	6,436	7,809	1,373	21.3%
●	Nation	196,000	204,769	8,769	4.5%

Occupations Employed by this Industry

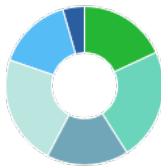
Description	Employed in Industry (2017)	% of Total Jobs in Industry (2017)
Farm workers	1,752	20.7%
Farmers	764	9.0%
Horticultural trades	486	5.8%
Managers and proprietors in agriculture and horticulture	465	5.5%
Fishing and other elementary agriculture occupations n.e.c.	463	5.5%

National Industry Gender Breakdown



	Gender	2016 Jobs
•	Males	68.5% 
•	Females	31.5% 

National Industry Age Breakdown



	Age	2016 Jobs
●	16-24	18.1% 
●	25-34	22.8% 
●	35-44	16.8% 
●	45-54	22.5% 
●	55-64	15.3% 
●	65+	4.5% 

Industry Requirements

Purchases from	In-region Purchases	Imported Purchases	Total Purchases
Silviculture and other forestry activities	£387,642,953	£27,289,192	£414,932,145
Growing of crops, market gardening, horticulture; Farming of animals	£138,311,007	£45,901,511	£184,212,518
Manufacture of prepared feeds for farm animals	£92,600,530	£2,954,890	£95,555,420
Financial service activities, except insurance and pension funding	£25,392,880	£49,876,451	£75,269,332
Support services to forestry	£69,095,298	£0	£69,095,298

Top Regional Businesses

Business Name	Industry Name
Gaskains Limited	Growing of crops, market gardening, horticulture; Farming of animals (01A0)
Edward Vinson Holdings Limited	Growing of crops, market gardening, horticulture; Farming of animals (01A0)
Bertam Holdings Limited	Growing of crops, market gardening, horticulture; Farming of animals (01A0)
Newmafruit Farms Limited	Growing of crops, market gardening, horticulture; Farming of animals (01A0)
Hugh Lowe Farms Limited	Growing of crops, market gardening, horticulture; Farming of animals (01A0)

Appendix A - Regions

Code	Description
00KF	Southend-on-Sea
00KG	Thurrock
00LC	Medway
21UC	Eastbourne
21UD	Hastings
21UF	Lewes
21UG	Rother
22UB	Basildon
22UC	Braintree
22UD	Brentwood
22UE	Castle Point
22UF	Chelmsford
22UG	Colchester
22UH	Epping Forest
22UJ	Harlow
22UK	Maldon
22UL	Rochford
22UN	Tendring
22UQ	Uttlesford
29UB	Ashford
29UC	Canterbury
29UD	Dartford
29UE	Dover
29UG	Gravesham
29UH	Maidstone
29UK	Sevenoaks
29UL	Shepway
29UM	Swale
29UN	Thanet

Code	Description
29UP	Tonbridge and Malling
29UQ	Tunbridge Wells
21UH	Wealden

Appendix B - Data Sources and Calculations

Input-Output Data

This report contains data from Emsi's Input-Output model. It is based on data from Office for National Statistics's Input-Output supply and use tables, Census flows data, UK Business Counts from BRES, and several Emsi in-house data sets.

Equifax Business-Level Data

Data for individual businesses is provided by Equifax, which maintains a database of more than 5 million business entities in Great Britain. Note that in aggregate it will not be consistent with Emsi labor market data due to differences in definitions, methodology, coverage, and industry/geographic classification.